

LOSSE WIELEN


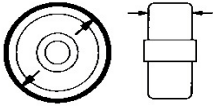
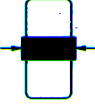









Serie CASTMR

Wiel half elastische zwarte rubberband

Roue caoutchouc noir semi-élastique

Metaalvelg met rollager.


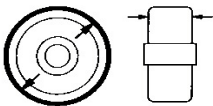
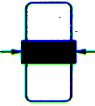










Jante en tôle avec alésage à rouleaux.

						
20080	75 x 23	30	12	40	12	
20100	100 x 27	40	12	60	9	
20125	125 x 34	40	15	100	6	
20160	160 x 40	55	20	130	6	
20200	200 x 46	55	20	150	6	

Serie CASTNY

Wiel polypro glijlager

Roue polypro alésage lisse

						
40060	60 x 24	28	8	90	10	
40080	80 X 30	40	10	130	12	
40100	100 x 35	40	12	150	9	
40125	125 x 37	45	15	160	6	
40160	150 x 40	58	20	200	6	
40200	200 x 50	58	20	260	6	

Serie CASTGM

Wiel voor grasmaaier


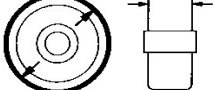







Roue pour tondeuse

Wiel in spoorloze zwarte rubber

Roue caoutchouc noir non tachant

Gele velg polypro, glijlager

Jante polypro jaune alésage lisse

						
CASTGM/10125	125 x 32	32	12	40	6	
CASTGM/10150	150 X 36	36	12	50	6	
CASTGM/10180	180 x 38	38	12	50	6	